

POWER TRIODE

MY3-275

Directly heated triode rated for a maximum anode dissipation of 275W primarily intended for use in the output stage of a.f. amplifiers or modulators.

This data should be read in conjunction with GENERAL OPERATIONAL RECOMMENDATIONS—TRANSMITTING VALVES included in this volume of the handbook.

FILAMENT Thoriated tungsten

V_f	14	V
I_f	6.5	A

MOUNTING POSITION

Vertical, base down or up.

CAPACITANCES

C_{in}	11.5	pF
C_{out}	7.0	pF
C_{a-g}	18	pF

CHARACTERISTICS (measured at $V_a = 2.0kV$, $I_a = 160mA$)

g_m	8.5	mA/V
μ	16	
r_a	1.9	k Ω

COOLING

Natural

LIMITING VALUES

V_a max.	3.0	kV
p_a max.	275	W
I_k max.	500	mA
$i_{k(p.k)}$ max.	2.0	A
I_g max.	75	mA

OPERATION OF TWO MY3-275 IN PUSH-PULL AS CLASS 'B' AMPLIFIER OR MODULATOR DRIVEN BY TWO EL34 IN DIRECT-COUPLED CATHODE FOLLOWER CIRCUIT (See circuit diagram on page 3)

Typical operating conditions for two MY3-275

V_a	2.0	2.5	3.0	kV
V_g	-112	-145	-175	V
$I_{a(o)}$	2×60	2×60	2×60	mA
I_a (max. sig.)	2×405	2×335	2×280	mA
I_g	2×26	2×22	2×18	mA
$V_{in(g-g)r.m.s.}$	342	369	396	V
p_a	2×210	2×202	2×190	W
P_{out}	1.2	1.27	1.3	kW
R_{a-a}	6.0	9.4	13.8	kW
η	74	75.7	77.4	%
D_{tot}	3.0	3.0	3.0	%

MY3-275

POWER TRIODE

Directly heated triode rated for a maximum anode dissipation of 275W primarily intended for use in the output stage of a.f. amplifiers or modulators.

Typical operating conditions for two EL34

V_{b1}	-415	-445	-475	V
V_{b2}	350	350	350	V
V_{g1}	-165	-200	-235	V
$I_{a(o)}$	2×20	2×20	2×20	mA
I_a (max. sig.)	2×46	2×42	2×38	mA
$V_{in(g1-g1)r.m.s.}$	380	410	440	V

NOTES

1. The regulation of the power supply V_{b1} is not critical, and a capacitance input filter may be used. V_{b2} however, should have good regulation, preferably using a choke input filter.
2. With no signal input, the bias potentiometers should be adjusted to set the anode currents of the corresponding output valves at the specified no-signal values. The correct driver conditions will then be automatically secured by the specified values of components and supply voltages.

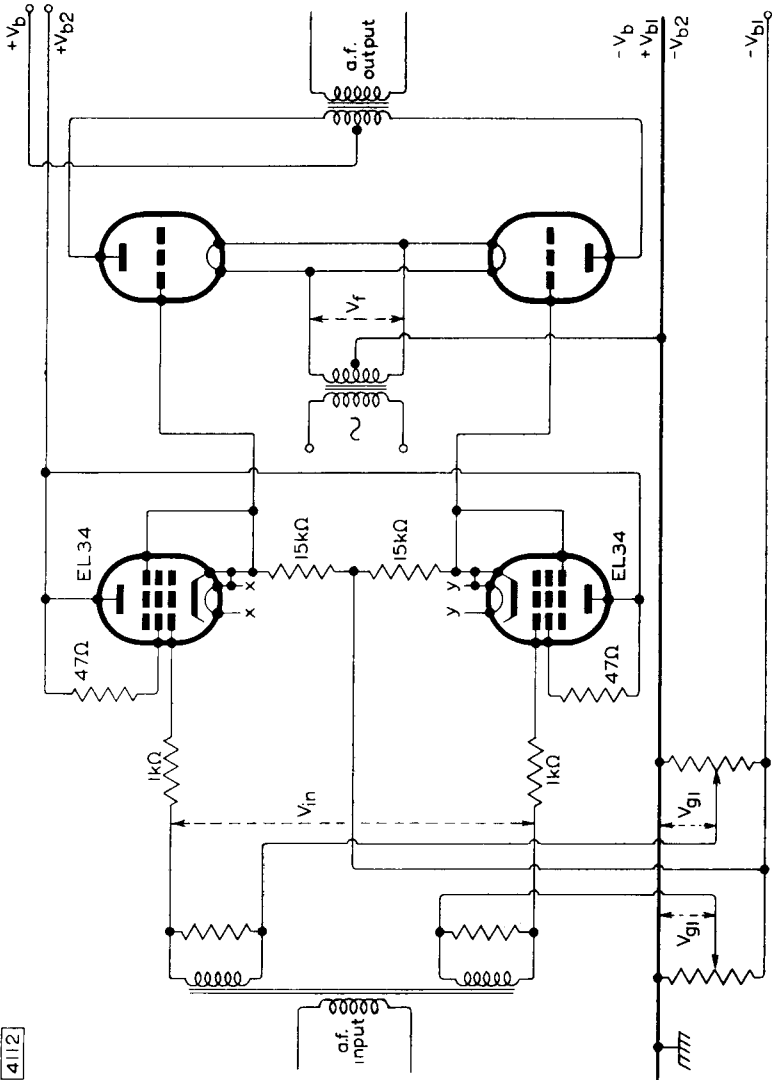
WEIGHT

{ 770 g
1.7 lb

POWER TRIODE

MY3-275

Directly heated triode rated for a maximum anode dissipation of 275W primarily intended for use in the output stage of a.f. amplifiers or modulators.

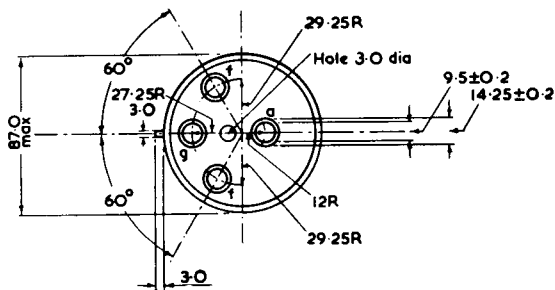
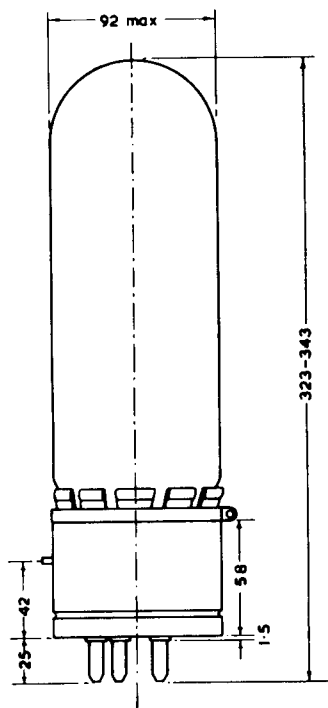


The heaters 'x x' and 'y y' must be supplied from separate windings on the mains transformer

MY3-275

POWER TRIODE

Directly heated triode rated for a maximum anode dissipation of 275W primarily intended for use in the output stage of a.f. amplifiers or modulators.



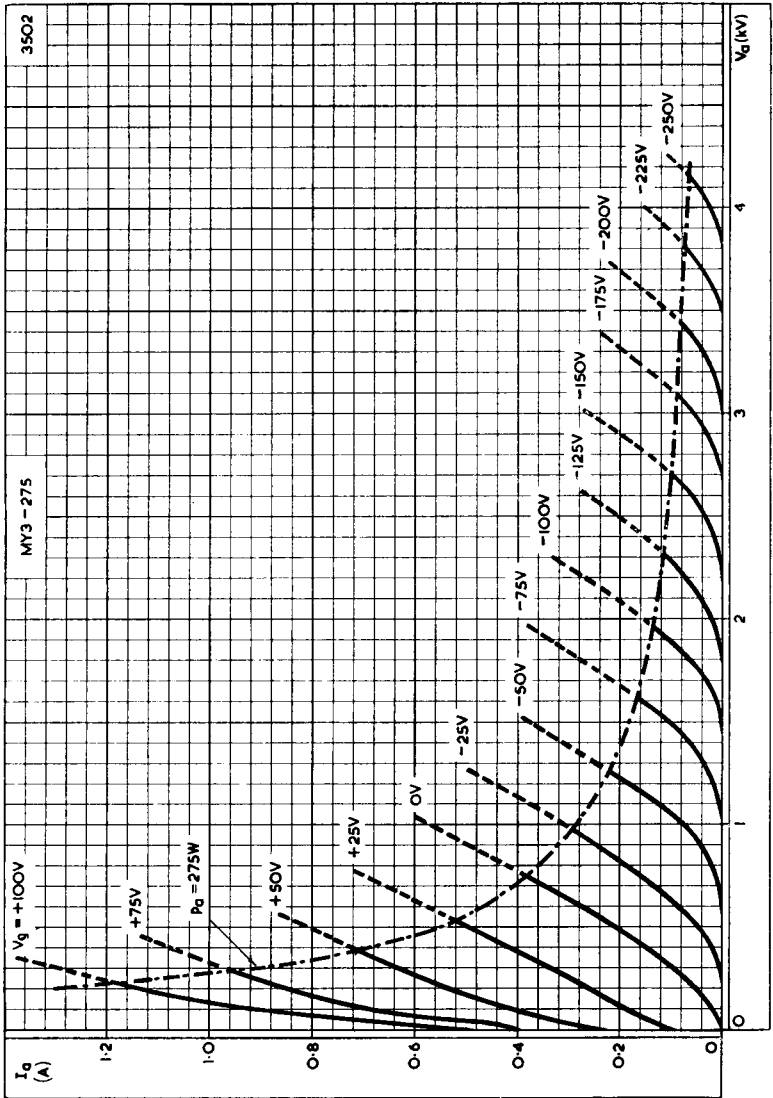
All dimensions in mm

3498

POWER TRIODE

MY3-275

Directly heated triode rated for a maximum anode dissipation of 275W primarily intended for use in the output stage of a.f. amplifiers or modulators.

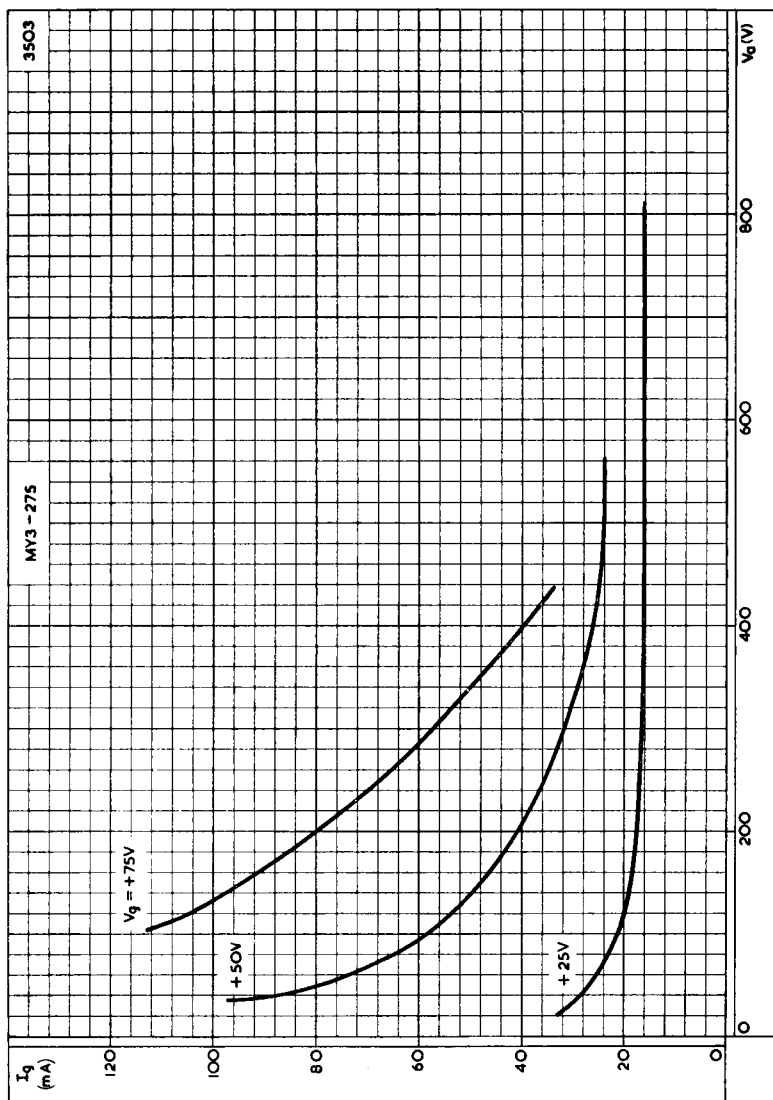


ANODE CURRENT PLOTTED AGAINST ANODE VOLTAGE

MY3-275

POWER TRIODE

Directly heated triode rated for a maximum anode dissipation of 275W primarily intended for use in the output stage of a.f. amplifiers or modulators.

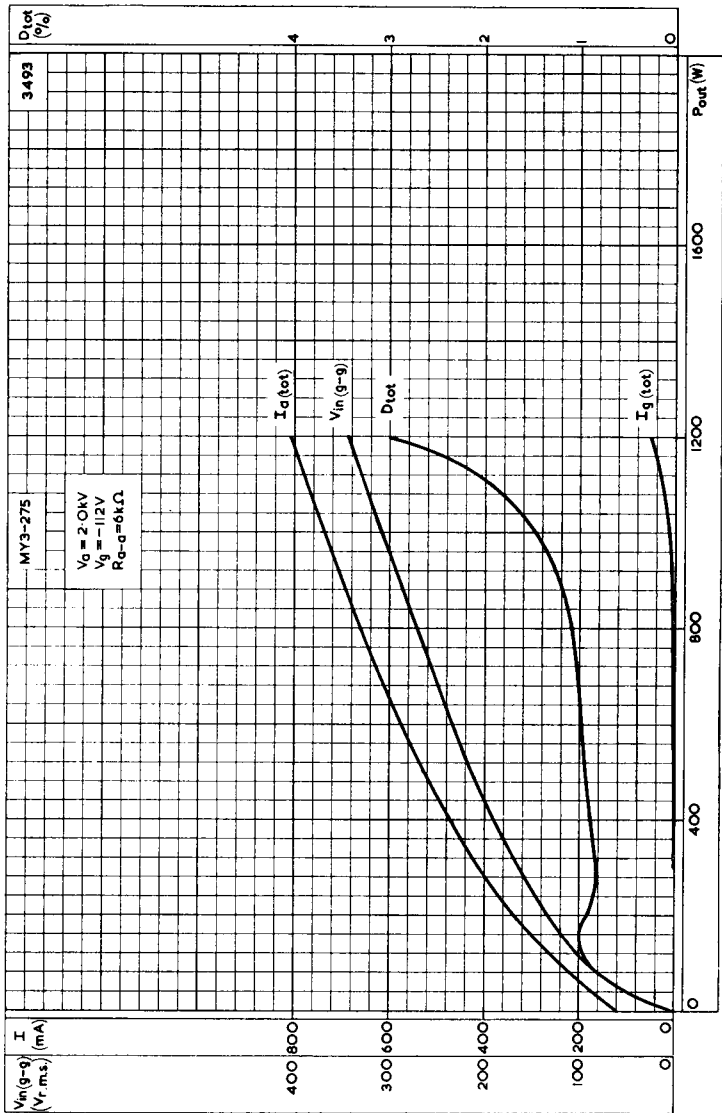


GRID CURRENT PLOTTED AGAINST ANODE VOLTAGE

POWER TRIODE

MY3-275

Directly heated triode rated for a maximum anode dissipation of 275W primarily intended for use in the output stage of a.f. amplifiers or modulators.



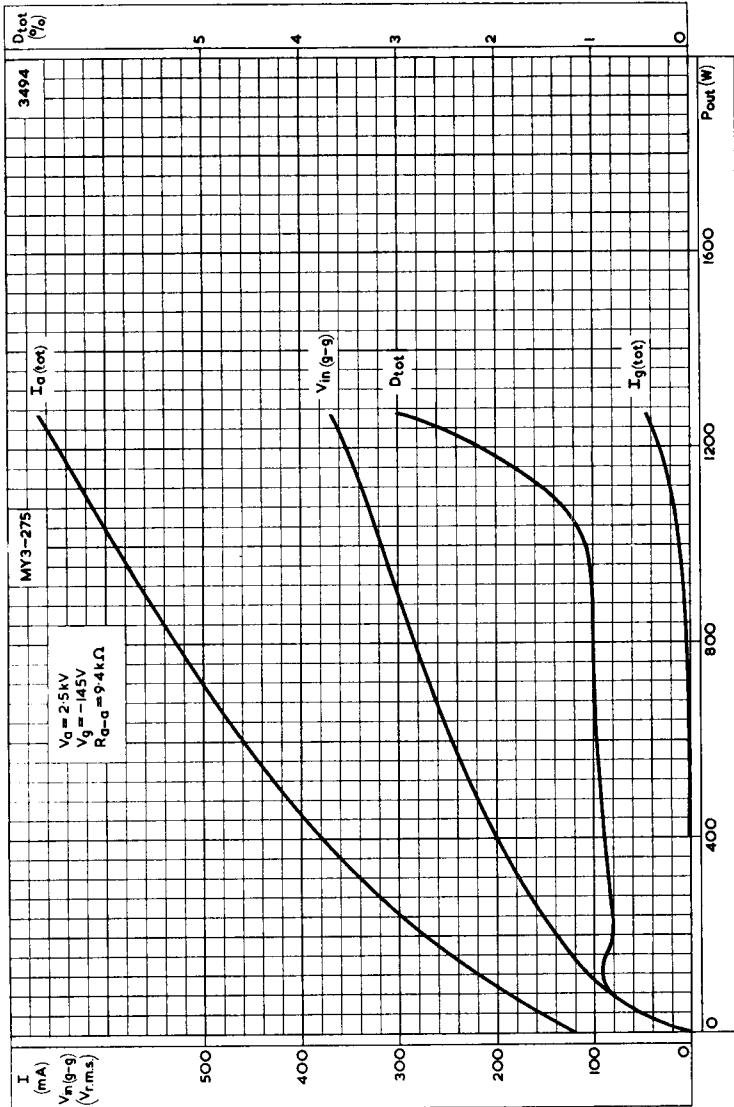
PERFORMANCE OF TWO VALVES AS CLASS 'B' A.F. AMPLIFIER OR MODULATOR. $V_{ak} = 2.0kV$



MY3-275

POWER TRIODE

Directly heated triode rated for a maximum anode dissipation of 275W primarily intended for use in the output stage of a.f. amplifiers or modulators.



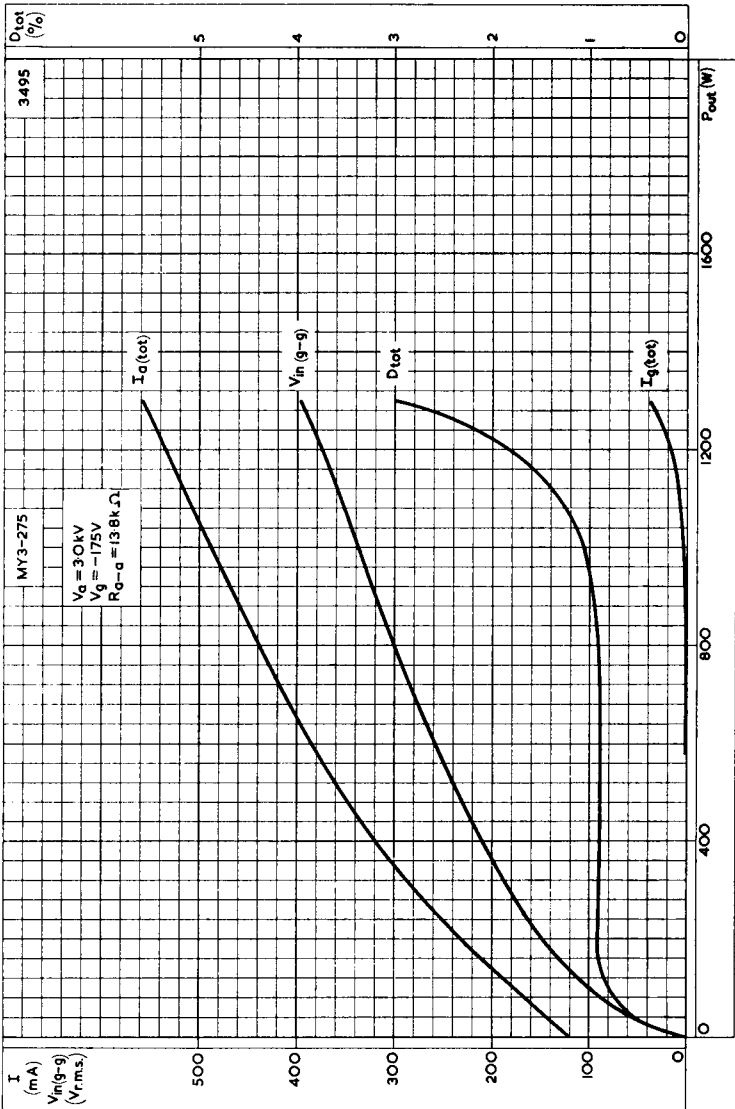
PERFORMANCE OF TWO VALVES AS CLASS 'B' A.F. AMPLIFIER OR MODULATOR. $V_a = 2.5kV$



POWER TRIODE

MY3-275

Directly heated triode rated for a maximum anode dissipation of 275W primarily intended for use in the output stage of a.f. amplifiers or modulators.



PERFORMANCE OF TWO VALVES AS CLASS 'B' A.F. AMPLIFIER OR MODULATOR. $V_a = 3.0kV$

