

DDR100

ACCELEROMETER DOUBLE DIODE

GENERAL

A double diode with the anodes elastically supported so that the anode impedance is varied when subjected to acceleration. When arranged in a bridge circuit the out-of-balance voltage produced by the variation in anode impedance is a linear function of the acceleration.

The frequency range over which the response to a sinusoidal acceleration can be considered independent of frequency is 0 to 250 c/s

HEATER

V_h	6.3	V
I_h	0.6	A

The valve should be allowed 15 minutes warming up time.

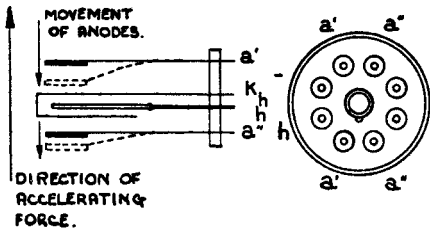
CHARACTERISTICS (In bridge circuit given overleaf)

V_a max.	10	V
I_a max.	60	mA
Max. acceleration	100	g
Resonant frequency	1	Kc/s

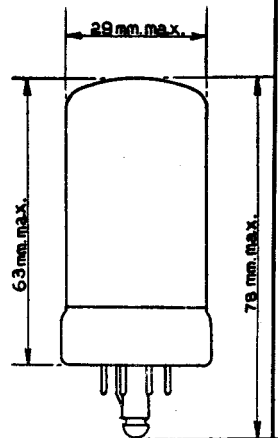
SENSITIVITY

Sensitivity 7.5 mV/g (across bridge)

ARRANGEMENT OF ELECTRODES AND BASE CONNECTIONS.

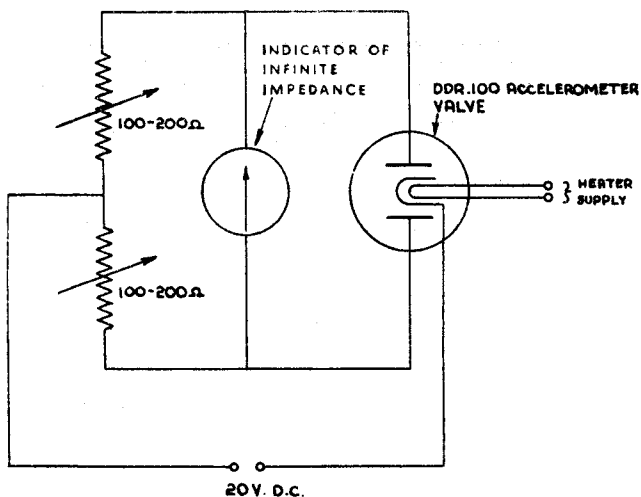


DIMENSIONS



DDR100

ACCELEROMETER DOUBLE DIODE



Recommended bridge circuit for use with the DDR.100

